



Common Assessment Framework

THE COMMON ASSESSMENT FRAMEWORK (CAF)

Improving an organisation
through self-assessment

Version for the DG-Meeting in Vienna (28th-30th May 2006)

Index

Introduction	7
Enablers	17
Criterion 1: Leadership	18
Criterion 2: Strategy and planning	24
Criterion 3: People	29
Criterion 4: Partnerships and resources	34
Criterion 5: Processes	42
Results.....	49
Criterion 6: Citizen/customer-oriented results.....	50
Criterion 7: People results	55
Criterion 8: Society results	59
Criterion 9: Key performance results	63
CAF Scoring	67
Glossary	79

Introduction

Definition

The Common Assessment Framework (CAF) is a total quality management tool inspired by the Excellence Model of the European Foundation for Quality Management (EFQM) and the model of the German University of Administrative Sciences in Speyer. It is based on the premise that excellent results in organisational performance, citizens/customers, people and society are achieved through leadership driving strategy and planning, people, partnerships and resources and processes. It looks at the organisation from different angles at the same time, the holistic approach of organisation performance analysis.

Origin and growth

The CAF is a result of co-operation among the EU Ministers responsible for Public Administration. It is jointly developed under the aegis of the Innovative Public Services Group (IPSG), a working group of national experts set up by the Directors-General (DG) in order to promote exchanges and co-operation where it concerned innovative ways of modernizing government and public service delivery in EU Member States.

A pilot version was presented in May 2000 and a first revised version was launched in 2002. A CAF Resource Centre CAF (RC) was created at the European Institute of Public Administration (EIPA) in Maastricht following the decision of DGs in charge of public service. In a strategic statement, EIPA pointed out how it wants to play its role as a European CAF Resource Centre and what its objectives are in this respect.

Together with the network of national CAF correspondents, assisted by the European Foundation for Quality Management

(EFQM) and the University of Speyer, the CAF RC coached the implementation of the model in many ways and evaluated its use. Between 2000 and 2005 ca. 900 European public administrations used the CAF to improve their organisations. Also from outside Europe there is a lot of interest in using the tool e.g. from China, Middle East, Dominican Republic and Brazil. More than 300 CAF users met at the 1st and 2nd European CAF Users Events in Rome in 2003 and in Luxembourg in 2005. Two studies by EIPA, established in the context of these events, give detailed information on the use of CAF in Europe and they inspired the CAF 2006 revision. A database on CAF applications is being further developed at EIPA, allowing integrating good practices in public administrations from all over Europe and maybe wider. A CAF e-tool will be soon fully available for the CAF community. The CAF website gives all the available information on the European level. The model is now translated in 19 languages. But also on the national level, many countries developed CAF support structures including training, e-tools, brochures, CAF users' events and CAF data bases. All these activities assure all the CAF actors involved that the target of 2000 registered CAF users in 2010 - set by the United Kingdom presidency - will be met.

The Ministers responsible for Public Administration in the European Union expressed at the end of the Luxemburg presidency on 8 June 2005 their appreciation for the fruitful exchange of ideas, experiences and good/best practices between the Public Administrations of the EU Member states within the European Public Administration Network (EPAN) and for the development and use of tools such as the Common Assessment Framework. They asked to integrate even more the quality approach with the Lisbon agenda. The CAF 2006 revision has taken this demand into account.

Main purpose and support

The CAF is offered as an easy to use tool to assist public sector organisations across Europe to use quality management techniques to improve performance. The CAF provides a self-assessment framework that is conceptually similar to the major TQM models, EFQM in particular, but is specially con-

ceived for the public sector organisations, taking into account their differences.

The CAF has four main purposes:

1. To introduce public administration to the principles of TQM and progressively guide them, through the use and understanding of self assessment, from the current "Plan-Do" sequence of activities to a full fledged "PDCA" cycle;
2. To facilitate the self-assessment of a public organisation in order to obtain a diagnosis and improvement actions;
3. To act as a bridge across the various models used in quality management;
4. To facilitate bench learning between public sector organisations.

A number of components have been worked out in support of these purposes and are explained in this brochure: the structure with 9 criteria, 28 sub criteria with examples; assessment panels for the enablers and the results, guidelines for self assessment, improvement actions and bench learning projects and a glossary.

Target organisations

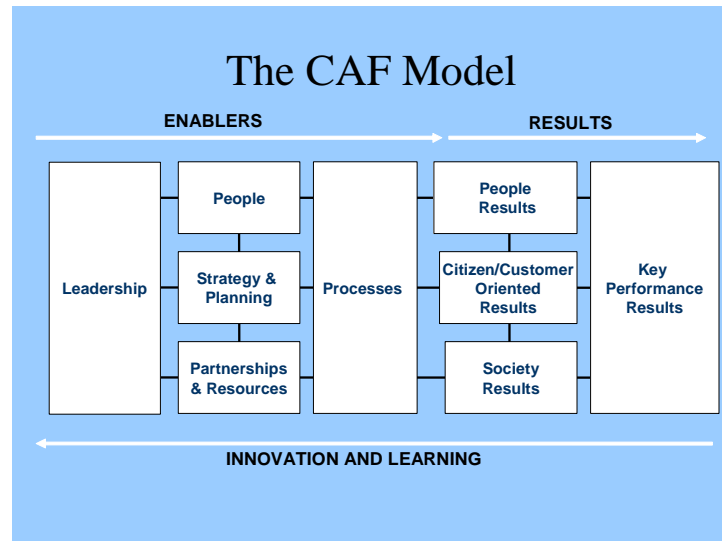
The CAF has been designed for use in all parts of the public sector, applicable to public organisations at the national/federal, regional and local level. It may also be used under a wide variety of circumstances e.g. as part of a systematic programme of reform or as a basis for targeting improvement efforts in specific public service organisations. In some cases, and especially in very large organisations, a self-assessment may also be undertaken in part of an organisation e.g. in a selected section or department.

Customisation of the tool

As CAF is a generic tool, the customisation of its use can be recommended but respecting its basic elements is compulsory: the 9 criteria, 28 sub criteria and the scoring system. Examples and the process of self-assessment as described in the guidelines are free/ flexible but it is recommended to take into account the key elements of the guidelines.

Structure

The structure of the CAF is illustrated below:



The nine-box structure identifies the main aspects requiring consideration in any organisational analysis. Criteria 1-5 deal with the Enabler features of an organisation. These determine what the organisation does and how it approaches its tasks to achieve the desired results. In the criteria 6-9, results achieved in the fields of citizens/ customers, people, society and key performance are measured by perception measurements and internal indicators are evaluated. Each criterion is further bro-

ken down into a list of sub criteria. The 28 sub criteria identify the main issues that need to be considered when assessing an organisation. They are illustrated by examples that explain the content of the sub criteria in more detail and suggest possible areas to address, in order to explore how the administration answers the requirements expressed in the sub-criterion.

Main characteristics

Using the CAF provides an organisation with a powerful framework to initiate a process of continuous improvement. The CAF provides:

- an assessment based on evidence, against a set of criteria which has become widely accepted across the public sector in Europe;
- opportunities to identify progress and outstanding levels of achievement;
- a means to achieve consistency of direction and consensus on what needs to be done to improve an organisation;
- a link between the different results to be achieved and supportive practices or enablers;
- a means to create enthusiasm among employees by involving them in the improve-ment process;
- opportunities to promote and share good practice within different areas of an organisation and with other organisations;
- a means to integrate various quality initiatives into normal business operations;
- a means of measuring progress over time through periodic self-assessment.

Concepts and Values of CAF

As a tool of total Quality Management, CAF subscribes to the fundamental concepts of excellence as defined by EFQM: results orientation, customer focus, leadership and constancy of purpose, management by processes and facts, involvement of people, continuous improvement and innovation, mutually beneficial partnerships and corporate social responsibility. It aims to improve the performance of public organisations on the basis of these concepts.

Public management and quality in the public sector have a number of special unique conditions in comparison with the private sector. They presume basic preconditions, common to our European socio-political and administrative culture: legitimacy (democratic, parliamentary), the rule of law and ethical behaviour based on common values and principles such as openness, accountability, participation, diversity, equity, social justice, solidarity, collaboration and partnerships.

Although CAF primarily focuses on the evaluation of performance management and the identification of its organisational causes to make improvement possible, contributing to good governance is the ultimate goal.

So the assessment of performance addresses the following main features of a public sector organisation:

- democratic responsiveness/accountability;
- operating within the legislative, legal and regulatory framework;
- communicating with the political level;
- involvement of stakeholders and balancing of stakeholder needs;
- excellence in service delivery;
- value for money;
- achievement of objectives;
- management of modernisation, innovation and change.

Cross functions inside the model

The holistic approach of TQM and CAF does not simply mean that all aspects of the functioning of an organisation are carefully assessed but also that all the composing elements have a reciprocal impact on each other. A distinction should be made between

- cause-effect relationship between the left part of the model (the enablers - causes) and the right part (the results - effects), and
- the holistic relationship between the causes (enablers).

Only to the latter can the holistic character be applied.

Cross connection between the left and right parts of the model: consists in the cause effect relation between the enablers (causes) and the results (effects), as well as in the feedback from the latter to the former. Verification of cause-effect links is of fundamental importance in self-assessment, where the assessor should always check for consistency between a given result (or set of homogeneous results) and the "evidence" collected on the relevant criteria and sub-criteria on the enabler side. Such consistency is sometimes difficult to verify, since due to the holistic character of the organisation, the different causes (enablers) interact with each other when producing results. In any case, the existence of appropriate feedback, from results appearing on the right side to the appropriate criteria on the left side, should be checked in the assessment.

Cross connection between criteria and sub-criteria on the enabler side: since quality of results is to a large extent determined by the type and intensity of relationships between enablers, this type of relationship must be explored in self-assessment. In fact their intensity is very different between different organisations and their nature determines to a large extent the quality of the organisation. Excellent organisations are, for example, characterised by strong interactions between criterion 1 and criteria 2/3/4, and between 3 and 4/5. Relationships are obviously not limited to the criteria level. Quite often substantial interaction/relationships materialise at sub-criterion level.

Importance of evidence and measurements

Self assessment and improvement of public organisations is very difficult without reliable information across the different functions of the organisation. CAF stimulates public sector organisations to gather and use information but very often this information is not available at a first self assessment. This is why CAF often is considered to be a zero base measurement. It indicates the areas in which it is essential to start measuring. The more an administration progresses towards continuous improvement the more it will systematically and progressively collect and manage information, internally and externally.

Role of the scoring system

One of the compulsory elements of the CAF is the scoring system. Although the discovery of strengths and areas for improvement and the linked improvement actions are the most important outputs of the self assessment, organisations sometimes focus too much on scores. The scoring system has been retained and elaborated in the new CAF version.

Allocating a score to each sub-criterion and criterion of the CAF model has 4 main aims:

1. To give an indication on the direction to follow for improvement activities;
2. To measure your own progress;
3. To identify Good Practices as indicated by high scoring for Enablers and Results;
4. To help to find valid partners to learn from.

New in the CAF 2006 is the provision for two ways of scoring. The "CAF scoring" and the "fine-tuned CAF scoring". More information is given in the chapter on scoring.

Managerial language and the glossary

Many public sector organisations, that use CAF for the first time, are confronted with a terminology that is difficult to access. A background in public management helps of course to overcome this but some people participating at a CAF self assessment may not have this back ground. The glossary at the end of this brochure is there to assist them by providing a more precise definition for the main words and concepts.

Given the nature of "clients" in the public sector however, we wish to define from the start what we understand by citizen/customer. This term is used to emphasise the dual relationship between public administration and

- the users of public services, and
- all the members of the public, who as citizens and taxpayers have a stake in the services provided and their outputs.

Major differences between CAF 2002 and 2006

Users of previous CAF versions will not find it too difficult to find their way in the new version.

In the context of the Lisbon strategy more emphasis is placed on modernisation and innovation. This concern is therefore more explicitly present in the criteria on leadership and strategy whilst the need for permanent innovation of the processes is presented in criterion 5.

The introduction and many new formulated examples illustrate better the contribution of quality management in the public sector towards good governance.

The scoring system allows organisation to deepen their assessment knowledge and focus more closely on their improvement actions.

The guidelines on self assessment and improvement action plans give additional advice.

The recent success of bench learning with CAF has inspired new guidelines in this field.

To summarise, self-assessment against the CAF model offers the organisation an opportunity to learn more about itself. Compared to a fully developed Total Quality Management model, the CAF is designed to be a user-friendly introductory model, suitable especially to get an initial impression of how the organisation performs. It is assumed that any organisation that intends to go further will select one of the more detailed models (such as the Speyer or EFQM models). The CAF has the advantage of being compatible with these models and may therefore be a first step for an organisation wishing to go further with quality management.

We know that “CAF Works!”

The CAF is in public domain and free of charge. Organisations are free to use the model as they wish.

Enablers

Criteria 1-5 deal with the Enabler features of an organisation. These determine what the organisation does and how it approaches its tasks to achieve the desired results. The assessment of actions relating to the Enablers should be based on the Enablers Panel.

Criterion 1: Leadership

Definition

The behaviour of an organisation's Leaders can help to create clarity and unity of purpose and an environment in which the organisation and its people excel.

Leaders provide direction for the organisation. Leaders develop the mission, vision and the values required for the organisation's long-term success. They motivate and support people in the organisation by acting as role models and through appropriate behaviours which are consistent with the expressed and implied values.

Leaders develop, implement, and monitor the organisation's management system and review performance and results. They are responsible for improving performance and prepare for the future by organising the changes necessary to deliver its mission.

In the public sector, leaders are the main interface between the organisation and politicians and manage their shared responsibilities and are also responsible for managing relationships with other stakeholders and ensuring that their needs are met.

Key implications

In a representative democratic system, elected politicians make the strategic choices and define the goals they want to achieve in the different policy areas. The leadership of public sector organisations assists politicians in formulating policy by giving advice in terms of analysis, horizon-scanning, or visioning, and is also responsible for policy implementation and realisation.

Therefore a distinction needs to be drawn within the public sector between the role of the political leadership and that of the leaders/managers of organisations. The CAF focuses on the management of public organisation rather than on the "quality" of public policies which is a political responsibility.

Beside their proper values, European public sector organisations share a number of common values such as the legality, transparency, equity, diversity and the refusal of conflicts of interest. Leaders communicate these values throughout the organisation and may translate them, for example, into codes of conduct that guides people's professional behaviour.

Leaders create the optimal conditions for their organisation to adapt itself to the continuously changing society they serve. They are themselves looking for opportunities to innovate and modernise. They actively integrate e-government approaches.

Leaders in public service organisations typically are required to work within allocated resources to achieve goals and targets. This sometimes necessitates balancing the needs of citizens, politicians and other stakeholders. Therefore leaders need to show a clear understanding of who their customers are, their requirements, and how these can be balanced with political imperatives, demonstrating clear commitment to citizens/customers, as well as to other stakeholders.

Assessment: Consider the evidence of what the organisation's leadership is doing to:

1.1. Provide direction for the organisation by developing its mission, vision and values.

Examples:

- a. Formulating and developing the mission (what our goals are) and the vision (where we want to go) of the organisation involving relevant stakeholders and employees
- b. Translating the mission and vision into strategic (long-term and medium term) and operational (concrete and short-term) objectives and actions
- c. Establishing a value framework, including in it transparency, ethics and citizen service, and a code of conduct involving stakeholders
- d. Strengthening of mutual trust and respect between leaders/managers/ employees (e.g. defining norms of good leadership)
- e. Creating conditions for effective communication. Ensuring the wider communication of the mission, vision, values, strategic and operational objectives to all employees in the organisation and to other stakeholders
- f. Reviewing periodically the mission, vision and values reflecting changes in the external environment
- g. Managing 'conflicts of interest' by identifying potential areas of conflicts of interest and providing guidelines for employees

Award a score using the Enablers Panel

1.2. Develop and implement a system for the management of organisation, performance and change

Examples:

- h. Developing processes and organisational structures in accordance with strategy, planning and needs and expectations of stakeholders using available technologies.
- i. Defining appropriate management forms (levels, functions, responsibilities and competencies) and ensuring a system for managing processes.
- j. Developing and agreeing on measurable objectives and goals for all levels of the organisation.
- k. Giving direction on output and outcome targets balancing the needs and expectations of different stakeholders.
- l. Formulating and aligning the net/e-gov strategy with the strategic and operational objectives of the organisation.
- m. Establishing a management information system including internal audits
- n. Establishing appropriate enablers/assumptions (frameworks) for project management and teamwork.
- o. Permanent application of TQM-system principles such as the CAF Model or the EFQM Excellence Model.
- p. Developing a system of measurable strategic and operational goals/performance measuring in the organisation (e.g. Balanced Scorecard, ISO 9001:2000).
- q. Identifying and setting priorities for necessary changes regarding the organisational design and business model
- r. Communicating change initiatives and the reasons for change to employees and relevant stakeholders.

Award a score using the Enablers Panel

1.3. Motivate and support people in the organisation and act as a role model

Examples:

- a. Leading by example thus acting in accordance with established objectives and values
- b. Demonstrating personal willingness of leaders/managers to accept change by acting on constructive feedback
- c. Keeping employees regularly informed about key issues related to the organisation.
- d. Supporting employees by helping them to carry out their duties, plans and objectives in support of the achievement of overall organisational objectives.
- e. Stimulating, encouraging and creation of conditions for the delegation of authority, responsibilities and competencies including accountability (empowerment).
- f. Promoting a culture of innovation and improvement by encouraging and supporting employees to make suggestions for innovation and improvement and to be proactive in their daily work.
- g. Recognizing and rewarding the efforts of teams and individuals.
- h. Respecting and addressing individual needs and personal circumstances of employees.

Award a score using the Enablers Panel

1.4. Manage the relations with politicians and other stakeholders in order to ensure shared responsibility

Examples:

- a. Identifying the public policies affecting the organisation.
- b. Maintaining proactive and regular relations with the political authorities of the appropriate executive and legislative areas.
- c. Ensuring that objectives and goals of the organisation are aligned with public policies.
- d. Developing and maintaining partnerships and networks with important stakeholders (citizens, Non-Government Organisations (NGOs), interest groups, industry and other public authorities).
- e. Involving political and other stakeholders in the setting of output and outcome targets and the development of the organisation's management system.
- f. Seeking public awareness, reputation and recognition of the organisation and its services.
- g. Developing a concept of marketing (product and service targeted) and its communication in relation to stakeholders.
- h. Taking part in the activities of professional associations, representative organisations and interest groups.

Award a score using the Enablers Panel

Criterion 2: Strategy and planning

Definition

The way an organisation effectively combines its interrelated activities determines its overall performance. The organisation implements its mission and vision via a clear stakeholder-focused strategy aligning public policies/goals and other stakeholders needs, supported by a continuously improving management of resources and processes. The strategy is translated into plans, objectives and measurable targets. Planning and strategy reflects the organisation's approach to implementing modernisation and innovation.

Key implications

Strategy and planning is part of the PDCA (Plan Do Check Act) cycle, starting by gathering information on the present and future needs of stakeholders and also from outcomes and results in order to inform the planning process. This includes the use of reliable information, including perceptions from all stakeholders to inform operational policies, planning and strategic direction. Feedback from an internal review process is also fundamental to producing planned improvements in organisational performance.

Identifying critical success factors - conditions that must be fulfilled to achieve strategic goals - and setting goals plays a crucial part to ensure an effective follow-up and measurement of the results. Goals need to be formulated in such a way that a distinction is made between outputs and outcomes. Organisations should consistently and critically monitor the implementation of their strategy and planning, and update and adapt them whenever necessary.

Assessment: Consider evidence of what the organisation is doing to

2.1. Gather information relating to the present and future needs of stakeholders

Examples:

- a. Identifying all relevant stakeholders.
- b. Systematically gathering and analysing information about stakeholders, their needs and expectations.
- c. Regularly gathering and analysing information, its source, accuracy and quality. This may include information about important variables such as social, ecological, economic, legal and demographic developments.
- d. Systematically analysing internal strengths and weaknesses (e.g. TQM-diagnosis or SWOT analysis).

Award a score using the Enablers Panel

2.2. Develop, review and update strategy and planning taking into account the needs of stakeholders and available resources

Examples:

- a. Developing and applying methods to monitor, measure and/or evaluate the performance of the organisation at all levels ensuring the monitoring of the strategy's implementation.
- b. Systematically reviewing risks and opportunities (e.g. SWOT-analysis) and identifying critical success factors by regularly assessing these factors in the organisation's environment (including political changes).
- c. Evaluating existing tasks in terms of outputs (results) and outcomes (impacts) and the quality of the strategic and operations plans.
- d. Balancing tasks and resources, long and short term pressures and stakeholder requirements.
- e. Assessing the need to reorganise and improve strategies and methods of planning.

Award a score using the Enablers Panel

2.3. Implement strategy and planning in the whole organisation

Examples:

- a. Implementing strategy and planning by reaching agreement and setting priorities, establishing time frames, appropriate processes and the organisational structure.
- b. Involving stakeholders in the process of deploying strategy and planning and prioritising stakeholders' expectations and needs.
- c. Translating strategic and operational objectives of the organisation into relevant plans and tasks for departmental units and individuals within the organisation.

Award a score using the Enablers Panel

2.4. Plan, implement and review modernisation and innovation

Examples:

- a. Creating and developing a new culture / readiness for innovation by training, benchmarking, establishment of learning laboratories, focusing on the role of strategic thinking and planning
- b. Systematic monitoring of internal indicators/drivers for change and external demands for modernisation and innovation.
- c. Planning of changes leading towards the process of modernisation and innovation (e.g. applying net services) on the basis of discussions with stakeholders.
- d. Integration of instruments and measures; e.g. input + output + outcome - measurement; use of TQM principles.
- e. Ensuring the deployment of an efficient change management system which includes the monitoring of progress in innovation
- f. Ensuring the availability of necessary resources to implement the planned changes.

Award score using the Enablers Panel

Criterion 3: People

Definition

People are the organisation. They are the organisation's most important asset. The way in which employees interact with each other and manage the available resources ultimately decides organisational success. Respect, dialogue, empowerment and also providing a safe and healthy environment are fundamental to ensure the commitment and participation of people on the organisational route to excellence. The organisation manages, develops and releases the competences and full potential of its people at individual and organisation-wide levels in order to support its strategy and planning and the effective operation of its processes.

Key implications

Criterion 3 assesses whether the organisation aligns its strategic objectives with its human resources so that they are identified, developed, deployed and cared for to achieve optimum utilisation and success. Consideration should be given to widening the scope of people management to the advantage of both the organisation and its people. People should be assisted to achieve their full potential. Taking care of people's well-being is an important aspect of people management.

When organisations create frameworks to allow employees to continually develop their own competencies, to assume greater responsibility and to take more initiative, employees contribute to the development of the workplace. This can be enabled by making sure they associate their own performance goals with the strategic objectives of the organisation and also by involving them in the establishment of policies related to the recruitment, training, and reward of people.

Finally, criterion 3 spotlights the ability of managers/ leaders and employees to actively cooperate on developing the or-

ganisation, breaking down organisational silos by creating dialogue, making room for creativity, innovation and suggestions for improving performance. This also helps to increase employee satisfaction.

The proper execution of people policies is not just of concern to the HR department it depends upon all leaders, managers and department heads throughout the organisation, demonstrating that they care about people issues and they actively promote a culture of open communication and transparency.

Organisations, may, in assessing their performance, take account of any restrictions on their freedom of action resulting from national/general public personnel policies, pay policies, etc., and indicate how they work within these restrictions to optimise their people's potential.

Assessment: Consider evidence on what the organisation is doing to

3.1. Plan, manage and improve human resources transparently with regard to strategy and planning

Examples:

- a. Regularly analysing current and future human resource needs, taking into account the needs and expectations of stakeholders.
- b. Developing and communicating the human resources management policy based on the strategy and planning of the organisation.
- c. Ensuring HR capability (recruitment, allocation, development) is available to achieve tasks and balancing tasks and responsibilities
- d. Monitoring of invested human resources in producing and developing net services.
- e. Developing and agreeing on a clear policy containing objective criteria with regard to recruitment, promotion, remuneration, rewards and the assignment of managerial functions.
- f. Ensuring good environmental working conditions throughout the organisation including taking care of health and safety requirements.
- g. Managing recruitment and career development with regard to fairness of employment, equal opportunities and diversity aspects (e.g. gender, sexual orientation, disability, age, race and religion).
- h. Ensuring that conditions are conducive towards achieving a reasonable work-life balance for employees.
- i. Paying particular attention to the needs of disadvantaged employees and people with disabilities..

Award score using the Enablers Panel

3.2. Identify, develop and use competencies of employees, aligning individual and organisational goals

Examples:

- a. Identifying current competencies at the individual and organisational levels in terms of knowledge, skills and attitudes
- b. Discussing, establishing and communicating a strategy for developing competencies. This includes an overall agreed training plan based on current and future organisational and individual needs (with for example distinctions between mandatory and optional training programmes).
- c. Developing and agreeing on personal training and development plans for all employees with a special emphasis on managerial, leadership, abilities to deal with diverse customers/citizens and partners. This may also include skills training for the providing of net services.
- d. Supporting and assisting new employees (e.g. by means of mentoring, coaching, tutoring).
- e. Promoting internal and external mobility of employees.
- f. Developing and promoting modern training methods (e.g. multimedia approach, on the job training, e-learning).
- g. Planning of training activities and developing communication techniques in the areas of risk and conflict of interest management .
- h. Assessing the impacts of training and development programmes in relation to the costs of the activities through monitoring and the provision of cost/benefit analyses.

Award a score using the Enablers Panel

3.3. Involve employees by developing open dialogue and empowerment

Examples:

- a. Promoting a culture of open communication and dialogue and the encouragement of team working.
- b. Proactively creating an environment for gaining ideas and suggestions from employees and developing appropriate mechanisms (e.g. suggestion schemes, work groups, brainstorming).
- c. Involving employees and their representatives in the development of plans, strategies, goals, the design of processes and in the identification and implementation of improvement activities.
- d. Seeking agreement/consensus between managers and employees on goals and on ways of measuring goal achievement.
- e. Regularly conducting staff surveys including publishing results/summaries/ interpretations.
- f. Ensuring the employees have an opportunity to give feedback on their line managers/directors.
- g. Consulting with the representatives of employees (e.g. Trade Unions).

Award a score using the Enablers panel

Criterion 4: Partnerships and resources

Definition

How the organisation plans and manages its key partnerships - especially with citizens/customers - in order to support its strategy and planning and the effective operation of its processes. In this way partnerships are important resources for the well-functioning of the organisation.

Next to partnerships, organisations need the more traditional resources - such as finances, technology, facilities - to assure their effective functioning. These are used and developed to support an organisation's strategy and its most important processes in order to achieve the organisation's goals in the most efficient way. Presented in a transparent way, organisations can assure accountability towards citizens/ customers on the legitimate use of available resources.

Key implications

In our constantly changing society with growing complexity, public organisations are required to manage relationships with other organisations in both the public and private sectors in order to realise their strategic objectives.

Another consequence of this complexity is the need for an increasing active role of citizens/ customers as key partners. The terms citizens/ customers refers to the citizens' varying role between stakeholder and service-user. In this criterion, CAF focuses on the involvement of citizens in public matters and the development of public policies and on the openness to their needs and expectations.

Public organisations are often subject to constraints and pressures, when managing their resources, over and above those normally encountered in the private sector. The ability of public organisations to generate additional financial resources may

be limited as may its freedom to allocate, or reallocate, its funds to the services it wishes to deliver. It is therefore critical that they measure the efficiency and effectiveness of the services they are charged to deliver. Full financial management, internal control and accountancy systems are the basis for sound cost accounting. Although public organisations often have little say in resource allocation, demonstrating the organisations ability to deliver 'more and improved services for less cost', creates the opportunity for more innovative services or products to be introduced more quickly.

It is important to identify the organisation's knowledge and information requirements and these should feed into the strategy and planning process reviews. The organisation should ensure that appropriate knowledge and information is made available timeously and in easily accessible formats to enable employees to do their jobs effectively.

The organisation should also ensure that it shares critical information and knowledge with key partners and other stakeholders according to their needs.

Assessment: Consider evidence on what the organisation is doing to

4.1. Develop and implement key partnership relations

Examples:

- a. Identifying potential strategic partners and the nature of the relationship (e.g. purchaser-provider, co-production, net services).
- b. Establishing appropriate partnership agreements taking into account the nature of the relationship (e.g. purchaser - provider, Collaborator/co-provider/co-producer of products/services, co-operation, net services).
- c. Defining each parties responsibilities in managing partnerships including controls.
- d. Regularly monitoring and evaluating processes, results and the nature of partnerships.
- e. Stimulating and organising task-specific partnerships and developing and implementing joint projects with other public sector organisations
- f. Creating conditions for exchange of employees with partners.
- g. Stimulating activities in the area of corporate social responsibility.

Award a score using the Enablers Panel

4.2. Develop and implement partnerships with the citizens/customers

Examples:

- a. Encouraging the involvement of citizens/customers in public matters and in political decision-making processes (e.g. consultation groups, survey, opinion polls, quality circles).
- b. Being open to ideas, suggestions and complaints of citizens/customers and developing and using appropriate mechanisms to collect them (e.g. by means of surveys, consultation groups, questionnaires, complaints boxes, opinion polls, etc.).
- c. Ensuring a proactive information policy (e.g. about the competencies of the several public authorities, about their processes, etc.)
- d. Ensuring transparency of the organisation as well as its decisions and development (e.g. by publishing annual reports, holding press conferences and posting information on the Internet).
- e. Actively encouraging citizens/customers to organise themselves, express their needs and requirements and supporting citizen groups.

Award a score using the Enablers Panel

4.3. Manage Finances

Examples:

- a. Aligning financial management with strategic objectives.
- b. Ensuring financial and budgetary transparency.
- c. Ensuring the cost efficient management of financial resources.
- d. Introducing innovative systems of budgetary and cost planning (e.g. multi-annual budgets, programme of project budgets, gender budgets).
- e. Permanently monitoring the costs of delivery and service standards of products and services offered by the organisation including the involvement of organisational units.
- f. Delegating and decentralising financial responsibilities and balancing them with central controlling.
- g. Basing investment decisions and financial control on cost/benefit-analysis.
- h. Developing and introducing modern financial controlling (e.g. through internal financial audits, etc.) and promoting transparency of the financial control for all employees.
- i. Creating parallel financial and cost accounting systems including balance sheets (capital accounts).
- j. Ensuring internal cost allocation (e.g. transfer prices: units are charged for internal services).
- k. Including non-financial performance data in budget documents.
- l. Introducing comparative analyses (e.g. Benchmarking) between different actors and organisations.

Award a score using the Enablers Panel

4.4. Manage information and knowledge

Examples:

- a. Developing systems for managing, storing and assessing information and knowledge in the organisation in accordance with strategic and operational objectives.
- b. Ensuring that externally available relevant information is gained, processed and used effectively.
- c. Constantly monitoring the organisation's information and knowledge, ensuring its relevance, correctness, reliability and security. Also aligning it with strategic planning and the current and future needs of stakeholders.
- d. Developing internal channels to cascade information throughout the organisation to ensure that all employees have access to the information and knowledge relevant to their tasks and objectives.
- e. Ensuring access and exchange of relevant information with all stakeholders and presenting information and data in a user-friendly way.
- f. Ensuring, as far as is practicable, that key information and knowledge of employees is retained within the in the event of their leaving the organisation.

Award a score using the Enablers Panel

4.5. Manage Technology

Examples:

- a. Implementing an integrated policy of technology management in accordance with the strategic and operational objectives.
- b. Efficiently applying appropriate technology to:
 - Manage tasks.
 - Manage knowledge.
 - Support learning and improvement activities.
 - Support the interaction with stakeholders and partners.
 - support the development and maintenance of internal and external networks

Award a score using the Enablers Panel

4.6. Manage facilities

Examples:

- a. Balancing effectiveness and efficiency of physical locations with the needs and expectations of users (e.g. centralisation versus decentralisation of buildings).
- b. Ensuring a safe, cost efficient and ergonomically suitable use of office facilities based on strategic and operational objectives, accessibility by public transport, the personnel needs of employees, local culture and physical constraints (e.g. open plan offices vs. individual offices, mobile offices) and technical equipment (e.g. number of PCs and copy-machines by service).
- c. Ensuring an efficient, cost effective, planned and sustainable maintenance of buildings, offices and equipment.
- d. Ensuring an efficient, cost effective and sustainable use of transport and energy resources.
- e. Ensuring appropriate physical accessibility of buildings in line with the needs and expectations of employees and citizens/customers (e.g. disabled access to parking or public transport).
- f. Developing an integrated policy for managing physical assets, including their safe recycling/disposal, e.g. by direct management or subcontracting.

Award a score using the Enablers Panel

Criterion 5: Processes

Definition

How the organisation identifies, manages, improves and develops its key processes in order to support strategy and planning. Innovation and the need to generate increasing value for its citizens/ customers and other stakeholders are two of the main drivers in Process development

Key implications

Each organisation that performs well is run by many processes, each process being a set of consecutive activities that transform resources or inputs into results or outputs and outcomes, thereby adding value. These processes can be of a different nature. The core processes are critical to the delivery of products or services. Management processes steer the organisation and support processes deliver the necessary resources. Only the most important of these processes, the key processes, are the object of the assessment in the CAF. A key to the identification, evaluation and improvement of key processes is how effectively they contribute in achieving the mission of the organisation. Involving citizens/customers in the different stages of process management and taking into account their expectations contributes to their overall quality and reliability.

The nature of processes in public service organisations may vary greatly, from relatively abstract activities such as support for policy development or regulation of economic activities, to very concrete activities of service provision. In all cases, an organisation needs to be able to identify the key processes, which it performs in order to deliver its expected outputs and outcomes, considering the expectations of citizens/customers and other stakeholders.

The role of citizens/customers could operate at 3 levels: 1) the involvement of representative citizens/ customers, associations or ad hoc panels of citizens in the design of the organisations services and products, 2) collaboration with citizens/ customers in the implementation of services and products, 3) empowerment of citizens/ customers in order to realise or access services and products themselves.

Cross-functional processes are common in Public Administration. It is vital to successfully integrate the management of such processes, since from that integration the effectiveness and efficiency of processes greatly depend. To that aim, well experimented forms of organisational integration should be pursued, such as the creation of cross functional process management teams with the appointment of team leaders.

Examples of Public Administration processes are:

- core service provision related to the mission(s) of the organisation
- providing customer service through enquiry handling
- formulation and implementation of legislative policy
- decision-making processes
- budgeting and planning
- processes for human resource management

For support units, key processes will be linked to their support function of the organisation which is responsible for the delivery of the core business.

It is essential that processes are continually reviewed as design, innovation and new technologies arrive at an increasing pace to the market. In order to take advantage of potential improvements public organisations need to ensure that they have mechanisms in place to enable them to receive feedback from all stakeholders on product and service enhancements.

Assessment: Consider evidence on what the organisation is doing to

5.1. Identify, design, manage and improve processes on an ongoing basis

Examples:

- a. Identifying, describing and documenting key processes on an ongoing basis.
- b. Identifying process owners and assigning responsibilities to them.
- c. Involving employees and other external stakeholders in the design and development of key processes.
- d. Allocating resources to processes based on the relative importance of their contribution to the strategic aims of the organisation.
- e. Gathering, recording and understanding legal requirements and other regulations relevant to the processes of the organisation, analysing them and making proposals for streamlining legally integrated processes aimed at eliminating unnecessary administrative burdens and beauracracy.
- f. Implementing process indicators and setting citizen/customer-oriented performance goals.
- g. Co-ordinating and synchronizing processes.
- h. Monitoring and evaluating impacts of net services/e-gov on the organisation's processes (e.g. efficiency, quality, effectiveness).
- i. In conjunction with relevant stakeholders, improving processes on the basis of their measured efficiency, effectiveness and results (outputs and outcomes).

- j. Analysing and evaluating key processes, risks and critical success factors taking the objectives of the organisation and its changing environment into consideration.
- k. Identifying, designing and implementing process changes leading to one-stop-principle services.
- l. Measuring and reviewing the effectiveness of process changes and carrying out benchmarking to drive improvement.

Award a score using the Enablers Panel

5.2. Develop and deliver citizen/customer-oriented services and products

Examples:

- a. Involving citizens/customers in the design and improvement of services and products (e.g. by means of surveys/feedback/focus-groups/inquiries concerning the suitability of services or products and whether they are effective taking into account gender and diversity aspects).
- b. Involving citizens/customers and other stakeholders in the development of quality standards for services, products and information for citizens/customers.
- c. Develop clear guidelines and regulations using plain language.
- d. Involving citizens/customers in the design and development of information sources and channels.
- e. Ensuring the availability of appropriate and reliable information with an aim to assist and support citizens/customers.
- f. Promoting accessibility of the organisation (e.g. flexible opening hours and documents in a variety of formats e.g. appropriate languages, internet, posters, brochures, Braille),
- g. Promoting electronic communication and interaction with citizens/customers.
- h. Developing sound response query handling and complaint management systems and procedures.

Award a score using the Enablers Panel

5.3. Innovate processes involving citizens/customers

Examples:

- a. Active approach to learning from innovations of other organisations nationally and internationally.
- b. Involving stakeholders in process innovations e.g. by piloting new services and e-government solutions.
- c. Involving citizens/customers and stakeholders in process innovations.
- d. Providing the resources necessary for process innovations.
- e. Actively identify, analyse and overcome obstacles to innovation.

Award a score using the Enablers Panel

Results

From Criterion 6 onwards, the focus of the assessment shifts from Enablers to Results. In the Results criteria we measure perceptions: what our people, citizens/ customers and society think of us. We also have internal performance indicators which show how well we are doing against the targets we may have set for ourselves – the outcomes. The assessment of results requires a different set of responses, so the responses from this point onwards are based on the Results Assessment Panel.

Criterion 6: Citizen/customer-oriented results

Definition

The results the organisation is achieving in relation to the satisfaction of its citizens/customers with the organisation and the products/services it provides.

Key implications

Public sector organisations can have a complex relationship with the public. In some cases it can be characterised as a customer relationship - especially in the case of direct service delivery by public sector organisations - and in other cases may be described as a citizen relationship, where the organisation is involved in determining and enforcing the environment in which economic and social life is conducted. Since the two cases are not always clearly separable, this complex relationship will be described as a citizens/customers relationship. Citizens/customers are the recipients or beneficiaries of the activity, products or services of the public sector organisations. Citizens/customers need to be defined but not necessarily restricted to only the primary users of the services provided.

Public organisations deliver services according to local and/or central government policy and are held accountable for their performance to political stakeholders. Performance against statutory requirements is covered under organisational results (Criterion 9). Public policy targets are those set by national, regional and local governments which may or may not be citizens/customers driven. Citizens/customers satisfaction measures are normally based on areas that have been identified as important by customer groups and based on what the organisation is able to improve within its specific area of service.

It is important for all kinds of public sector organisations to directly measure the satisfaction of their citizens/customers with regard to the overall image of the organisation, the products and services the organisation provides, the openness of the organisation and the extent to which it involves citizens/customers. Organisations typically use citizen/customer questionnaires or surveys to record levels of satisfaction, but they may also use other complementary tools such as focus groups or user panels.

Some examples of information which may be collected include data on products and services, image of the organisation, politeness, helpfulness and friendliness of staff.

Consider what results the organisation has achieved to meet the needs and expectations of citizens and customers, through

6.1. Results of citizen/customer satisfaction measurements

Examples:

- a. Results regarding the overall image of the organisation (e.g. friendliness and fairness of treatment; flexibility and ability to address individual solutions).
- b. Results regarding involvement and participation.
- c. Results regarding accessibility (e.g. opening and waiting times, one-stop-shops).
- d. Results relating to products and services (e.g. quality, reliability, compliance with quality standards, processing time, quality of advice given to the customers/citizens).

Award a score using the Results Panel

6.2. Indicators of citizen/customer-oriented measurements

Examples:

Indicators regarding the overall image of the organisation

- a. Number and processing time of complaints (e.g. resolution of conflict of interest cases).
- b. Extent of public trust towards the organisation and its services or products.
- c. Waiting time.
- d. Handling/processing time of services delivery.
- e. Extent of employee training in relation to the effective handling of citizen/customer relationships (e.g. professionalism and friendly communication with, and treatment of, citizens/customers).
- f. Indicators of complying with diversity and gender aspects.

Indicators regarding involvement

- g. Extent of involvement of stakeholders in the design and the delivery of services and products and/or the design of decision-making processes.
- h. Suggestions received and recorded.
- i. Implementation and extent of use of new and innovative ways in dealing with citizens/customers.

Indicators regarding products and services

- j. Adherence to published service standards (e.g. citizens' charters).
- k. Number of files returned back with errors and/or cases requiring repeated processing/compensation.
- l. Extent of efforts to improve availability, accuracy and transparency of information.

Award a score using the Results Panel

Criterion 7: People results

Definition

The results the organisation is achieving in relation to the competence, motivation, satisfaction and performance of its people.

Key implications

This criterion addresses the satisfaction of all the people in the organisation. Organisations typically use people (employee) surveys to record satisfaction levels, but they may also use other complementary tools such as focus groups, termination interviews and appraisals. They may also examine the performance of people and the level of skills development.

Sometimes external constraints may limit the organisation's freedom in this area. The constraints and how the organisation overcomes or influences constraints should therefore be clearly presented.

It is important for all kinds of public sector organisations to directly record people results concerning the employees' image of the organisation and its mission, the working environment, the organisation's leadership and management systems, career development, the development of personal skills and the products and services the organisation provides.

Organisations should have a range of internal people-related performance indicators through which they can measure the results they have achieved in relation to targets and expectations in the areas of people overall satisfaction, their performance, the development of skills, their motivation and their level of involvement in the organisation.

Assessment: Consider what results the organisation has achieved to meet the needs and expectations of its people, through

7.1. Results of people satisfaction and motivation measurements

Examples:

Results regarding overall satisfaction with:

- a. The overall image and the overall performance of the organisation (for society, citizens/customers, other stakeholders).
- b. The level of employees' awareness of conflicts of interest.
- c. The level of employees' involvement in the organisation and its mission.

Results regarding satisfaction with management and management systems:

- d. The organisation's top management and middle management ability to steer the organisation (e.g. setting goals, allocating resources, etc.) and communication.
- e. Rewarding individual and team efforts.
- f. The organisation's approach to innovation.

Results regarding satisfaction with working conditions:

- g. The working atmosphere and the organisation's culture (e.g. how to deal with conflict, grievances or personnel problems).
- h. The approach to social issues (e.g. flexibility of working hours, balance between work and personal matters, health).
- i. The handling of equal opportunities and fairness of treatment and behaviour in the organisation.

Results regarding motivation and satisfaction with career and skills development:

- j. The ability of the management to promote HRM-strategy and systematic competency development and the employees' knowledge about the goals of the organisation.
- k. Results regarding people's willingness to accept changes.

Award a score using the Results Panel

7.2. Indicators of people results

Examples:

- a. Indicators regarding satisfaction (e.g. levels of absenteeism or sickness, rates of staff turnover, number of complaints).
- b. Indicators regarding performance (e.g. measures of productivity, results of evaluations).
- c. Levels of using information and communication technologies by employees.
- d. Indicators regarding skills development (e.g. participation and success rates in training activities, effectiveness of training budgets).
- e. Evidence on the ability to deal with citizens/customers and to respond to their needs.
- f. Degree of employee rotation inside the organisation (mobility).
- g. Indicators regarding motivation and involvement (e.g. response rates for staff surveys, number of proposals for innovation, participation in internal discussion groups).
- h. Amount/frequency of rewarding individuals and teams.
- i. Number of reported possible conflict of interest cases.

Award a score using the Results Panel

Criterion 8: Society results

Definition

The results the organisation is achieving in satisfying the needs and the expectations of the local, national and international community. This may include the perception of the organisation's approach and contribution to quality of life, the environment and the preservation of global resources and the organisations' own internal measures of its effectiveness in contributing to society.

Key Implications

Public Sector organisations have an impact on society by the very nature of their primary business or statutory mandate, and the outputs of these core activities will affect direct and indirect beneficiaries. These analyses of the immediate effects on the beneficiaries should be presented in the citizen/ customer satisfaction (Cr. 6) and key performance results criteria (Cr. 9).

Criterion 8 will measure the intended or unintended impacts on society, i.e. the global effects of the organisation' policies beyond its primary missions/ statutory mandate or core activities. In this direction, the analysis will consider the impacts derived from planned objectives as well as the unintended consequences i.e. side effects which may have positive and/or negative effects on society.

The measures cover both qualitative measures of perception and quantitative indicators.

They can be related to

- economic impact
- social dimension e.g. disabled people
- quality of life
- impact on the environment
- quality of democracy.

Assessment: Consider what the organisation has achieved in respect of impact on society, with reference to

8.1. Results of societal measurements perceived by the stakeholders

Examples:

- a. General public's awareness of the impact of how the organisation's performance affects the quality of citizens/customers' life.
- b. General reputation of the organisation. (e.g. as an employer/contributor to local/global society)
- c. Economic impact on society at the local, regional, national and international level.
- d. The approach to environmental issues (e.g. protection against noise, air pollution).
- e. Environmental impact on society at the local, regional, national and international level
- f. Impact on society with regard to sustainability at the local, regional, national and international level
- g. Impact on society taking into account quality of democratic participation at the local, regional, national and international level
- h. General public's view about the organisation's openness and transparency.
- i. Organisation's ethical behaviour.
- j. The tone of media coverage received.

Award a score using the Results Panel

8.2. Indicators of societal performance established by the organisation

Examples:

- a. Relationship with relevant authorities, groups and community representatives.
- b. The amount of media coverage received.
- c. Support dedicated to socially disadvantaged citizens
- d. Support for integration and acceptance of ethnic minorities.
- e. Support for international development projects.
- f. Support for civic engagement of citizens/customers and employees.
- g. Productive exchange of knowledge and information with others.
- h. Programmes to prevent citizens/customers and employees from health risks and accidents.
- i. Organisation activities to preserve and sustain the resources (e.g. degree of compliance with environmental standards, use of recycled materials, use of environmentally friendly modes of transport, reduction of nuisance, harms and noise, reduction in use of utilities e.g. water, electricity, gas).

Award a score using the Results Panel

Criterion 9: Key performance results

Definition

The results the organisation is achieving with regard to its strategy and planning related to the needs and demands of the different stakeholders (i.e.: external results); and the results the organisation has achieved in relation to its management and improvement (internal results).

Key implications

Key performance results relate to whatever the organisation has determined are essential, measurable achievements for the success of the organisation in the short and longer term.

They represent the capacity of policies and processes to reach goals and objectives including specific targets, which are politically driven.

Key performance results can be divided into:

1. External results: the measures of the effectiveness of policies and services/products in terms of the capacity to improve the condition of direct beneficiaries: the achievement of key activities' goals in terms of outputs – services and products - and outcomes – effects of the organisation's core activities on external stakeholders (effectiveness).
2. Internal results: the measures of the internal functioning of the organisation: its management, improvement and financial performance (efficiency and economy)

These measures are likely to be closely linked to policy and strategy (Criterion 2), partnerships and resources (Criterion 4) and processes (Criterion 5).

Assessment: Consider the evidence of defined goals achieved by the organisation in relation to

9.1. External results: outputs and outcomes to goals

Examples:

- a. The extent to which the goals are achieved in terms of output (delivery of products or services).
- b. Improved quality of service or product delivery with respect to measurement results.
- c. Cost efficiency (outputs achieved at the lowest possible cost).
- d. Results of inspections and audits.
- e. Results of participation in competitions, quality awards and the quality management system certification. (Excellence Awards – League table/Benchmark)
- f. Results of benchmarking/bench learning activities.
- g. Cost effectiveness (outcomes achieved at the lowest possible cost).

Award a score using the Results Panel

9.2. Internal results

Examples:

Results in the field of management and innovation

- a. Evidence of involvement of all stakeholders in the organisation.
- b. Results of the establishment of partnerships and results of joint activities.
- c. Evidence of ability to satisfy and balance the needs of all the stakeholders.
- d. Evidence of success in improving and innovating organisational strategies, structures and/or processes.
- e. Evidence of improved use of information technology (in managing internal knowledge and/or in internal and external communication and networking).
- f. Results of inspections and audits.
- g. Process performance.

Financial results

- h. Extent to which budgets and financial targets are met.
- i. Extent or trend to which part the organisation relies on own fiscal resources and revenues from fees and earnings from selling services/goods.
- j. Evidence of ability to satisfy and balance the financial interests of all stakeholders.
- k. Measures of effective use of operating funds.
- l. Results of financial inspections and audits.

Award a score using the Results Panel

CAF SCORING

Why score?

Allocating a score to each sub-criterion and criterion of the CAF model has 4 main aims:

1. To provide information and give an indication on the direction to follow for improvement activities.
2. To measure your own progress, if you carry out CAF assessments regularly, each year or every two years, considered to be good practice according to most Quality approaches.
3. To identify Good Practices as indicated by high scoring for Enablers and Results. High scoring of Results are usually an indication of the existence of Good Practices in the Enablers field.
4. To help to find valid partners to learn from (Benchmarking – How we compare and Benchlearning – What we learn from each other).

With regard to benchlearning however, it should be noted that comparing CAF scores has limited value and carries a risk, particularly if it is done without experienced external assessors trained to validate the scores in a homogeneous way in different public organisations. The main aim of benchlearning is to compare the different ways of managing the enablers and achieving results. The scores, if validated, can be a starting point in this regard. That is how benchlearning can contribute to improvement.

How to score?

New in the CAF 2006 is that it provides two ways of scoring. The “CAF scoring” is the updated version of the CAF 2002 assessment panels. The “fine-tuned CAF scoring” is suitable for organisations that wish to reflect in more detail the analysis of the sub criteria. It allows you to score – for each sub criterion - all phases of the Plan Do Check Act (PDCA) cycle simultaneously.

The PDCA-cycle is the fundament of both ways of scoring. Compared to 2002 when the scale was set at 0-5, the scale has been revised and set at 0-100, this scale being more widely used and generally accepted at an international level.

1. CAF scoring

This cumulative way of scoring helps the organisation to become more acquainted with the PCDA-cycle and directs it more positively towards a quality approach.

The scores as defined in the CAF 2002 version are presented in the column “level 2002”.

In the enablers panel the PDCA phase is in place only when benchlearning activities are part of the continuous improvement cycle.

In the results panel a distinction is made between the trend of the results and the achievement of the targets.

Phase	ENABLERS PANEL 1	Score	Level 2002
	We are not active in this field We have no information or very anecdotal	0 – 10	0
PLAN	We have a plan to do this.	11 – 30	1
DO	We are implementing/doing this.	31-50	2
CHECK	We check/review if we do the right things in the right way.	51-70	3
ACT	On the basis of checking/reviews we adjust if necessary.	71-90	4
PDCA	Everything we do, we plan, implement and adjust regularly and we learn from others. We are in a continuous improvement cycle on this issue.	91-100	5

Instructions:

- Choose the level that you have reached: Plan, Do, Check or Act. This way of scoring is cumulative: you need to have accomplished a phase (e.g.: Check) before reaching the next phase (e.g.: Act).
- Give a score between 0 and 100 according to the level that you have reached inside the phase. The scale on 100 allows you to specify the degree of deployment and implementation of the approach.

RESULTS PANEL 1	Score	Level 2002
No results are measured and/or no information is available.	0 – 10	0
Results are measured and show negative trends and/or results do not meet relevant targets.	11 – 30	1
Results show flat trends and/or some relevant targets are met.	31-50	2
Results show improving trends and/or most of the relevant targets are met.	51-70	3
Results show substantial progress and/or all the relevant targets are met.	71-90	4
Excellent and sustained results are achieved. All the relevant targets are met. Positive comparisons with relevant organisations for all the key results are made.	91-100	5

Instructions:

- Give a score between 0 and 100 for each sub criterion on a scale divided in 6 levels (corresponding to the results panel of the CAF 2002).
- For each level, you can take into account either the trend, either the achievement of the target or both.

2. CAF fine-tuned scoring

The Fine- tuned scoring is a simultaneous way of scoring closer to the reality where e.g. many public organisations are doing things (Do) but sometimes without enough planning (Plan).

- In the enablers panel, the emphasis lays more on the PDCA as a cycle and progress can be represented as a spiral where in each turn of the circle improvement may take place in each phase: PLAN, DO, CHECK and ACT;
- Bench learning activities are normally taken into account at the highest level of all the phases.
- This way of scoring gives more information on the areas where improvement is mostly needed.
- The results panel shows you if you have to accelerate the trend or focus on the targets achievement.

ENABLERS PANEL 2								
PHASE	Scale Evidence	0-10 No evidence or just some ideas	11-30 Some weak evidences, related to some areas	31-50 Some good evidences related to relevant areas	51-70 Strong evidences related to most areas	71-90 Very strong evidences related to all areas	91-100 Excellent evidences, compared with other organisations, related to all areas	
PLAN	Planning is based on stakeholders' needs and expectations. Planning is deployed throughout the relevant parts of the organisation on a regular basis. Score							
DO	Execution is managed through defined processes and responsibilities and diffused throughout the relevant parts of the organisation on a regular basis Score							
CHECK	Defined processes are monitored with relevant indicators and reviewed throughout the relevant parts of the organisation on a regular basis Score							
ACT	Correction and improvement actions are taken following the check results throughout the relevant parts of the organisation on a regular basis Score							
							Total /400	
							SCORE /100	

Instructions for each sub-criterion:

- Read the definition of each phase (Plan, Do, Check and Act);
- Find evidence of strengths and weaknesses and give a global judgement for each phase in the appropriate box. This judgement can be illustrated by some examples or evidence in order not to overcomplicate the scoring exercise. However, those who want to go further can put all the examples or evidence in the different boxes of the 4 phases and calculate the average for each phase.
- Calculate the sum of the four phase scores and divide by 4 in order to obtain a score on 100 for the enabler sub-criterion. This score should be plausible and consistent e.g. total scoring should not exceed 40 if any of the four evaluation criteria (Plan, Do, Check, Act) is lower than or equal to 20. It should not exceed 60 if any of the criteria is lower than 30.

EXAMPLE of a fine-tuned scoring:

Enablers – sub-criterion 1.1:

Provide direction to the organisation by developing its mission, vision and values

Synthesis of the evidence emerged in self-assessments (starting points for improvement planning and basis for scoring).

1.1.a. - A vision and a mission for the administration was elaborated three years ago. It was requested by the director general and the discussion involved all the first line managers. An elegant, coloured card with the vision and mission statement was distributed to all employees.

1.1.b - Nothing has been done yet in the area of values statement and code of conduct.

1.1.c - Employees, customers/citizens and other stakeholders have not been involved up to now in the vision and mission definition process. However, awareness of the importance of such involvements arose two years ago, when some managers of our administration participated in TQM Seminars, particularly one dedicated to the CAF model. The decision was then taken to make internal and external surveys to collect employees' and citizens perceptions. Results indicated that middle managers and employees considered the vision and mission as "image" statements, totally detached from reality and that the objectives quite often did not seem in tune with such statements. As far as customers are concerned, surveys indicated that alignment of management perceptions with customer perceptions is needed. Meetings with managers and employees and with representatives of citizens have been planned and will take place soon. The decision was also taken to conduct employees and customer surveys every year. An administration wide self-assessment is also being planned.

1.1.d- The above mentioned surveys should guarantee that in the future the vision and mission statements will be periodically reviewed and updated taking into accounts customer/stakeholder needs and expectations; that employee's involvement will increase as well as communication within the organization.

The above findings have been placed in the following Enabler Matrix, to help elaborate a global scoring for the sub-criterion: Notice: that **does not necessarily mean** giving scores to the individual examples; the blank boxes of the matrix are used as a memo pad, to pass from the evidences collected during the sub-criterion assessment to a global sub-criterion scoring. And a way to guide the discussion in the consensus meeting.

ENABLERS PANEL 2 - Scoring 1.1.									
PHASE	Scale	0-10	11- 30	31-50	51- 70	71 - 90	91 -100		
Evidence		No evidence or just some ideas	Some weak evidences, related to some areas	Some good evidences related to relevant areas	Strong evidences related to most areas	Very strong evidences related to all areas	Excellent evidences, compared with other organisations, related to all areas		
PLAN	Planning is based on stakeholders' needs and expectations. Planning is deployed throughout the relevant parts of the organisation on a regular basis. Score	1b	1a 1d 30						30
DO	Execution is managed through defined processes and responsibilities and diffused throughout the relevant parts of the organisation on a regular basis Score	1b 1d	1c 20	1a					20
CHECK	Defined processes are monitored with relevant indicators and reviewed throughout the relevant parts of the organisation on a regular basis Score			1d 40					40
ACT	Correction and improvement actions are taken following the check results throughout the relevant parts of the organisation on a regular basis Score		1d 30						30
								Total /400	120
								SCORE /100	30

RESULTS PANEL 2						
Scale	0-10	11-30	31-50	51-70	71-90	91-100
TRENDS	No measurement	Negative trend	Flat trend or modest progress	Sustained progress	Substantial progress	Positive comparison with relevant organisations for all results
Score						
TARGETS	No or anecdotal information	Results do not meet targets	Few targets are met	Some relevant targets are met	Most of the relevant targets are met	All the targets are met
Score						
						Total/200
						Score/100

Instructions

- Consider separately the trend of your results for 3 years and the targets achieved in the last year.
- Give a score for the trend between 0 and 100 on a scale divided in 6 levels.
- Give a score for the targets achievement of the last year between 0 and 100 on a scale divided in 6 levels.
- Calculate the sum for the trends and targets achievement and divide by 2 in order to obtain a score on 100 for the result sub-criterion.

**EXAMPLE of a fine-tuned CAF scoring:
Results– sub-criterion 9.1:
Key performance results. External results.**

Synthesis of the evidence emerged in self-assessments (starting points for improvement planning and basis for scoring).

In preparation on the strategic meeting in the beginning of the new working year, a report was prepared for the board of directors on the key performance results of last year in order to optimise the strategic planning for the next year. The conclusions of the report were clear: the performance's goals were met for more than 50 % and in comparison with last year a progress of 10% was established. The appreciation of these conclusions were far from anonymous and gave way to intensive discussions among the members of the board.

RESULTS PANEL 2 – Scoring 9.1.						
Scale	0-10	11-30	31-50	51-70	71-90	91-100
TRENDS	No measurement	Negative trend	Flat trend or modest progress	Sustained progress	Substantial progress	Positive comparison with relevant organisations for all results
Score			45			
TARGETS	No or anecdotal information	Results do not meet targets	Few targets are met	Some relevant targets are met	Most of the relevant targets are met	All the targets are met
Score				65		
						Total/200
						Score/100
						110
						55

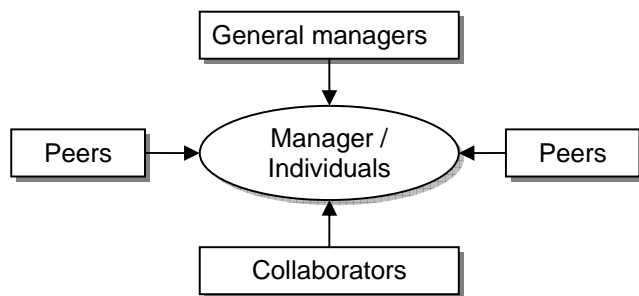
Glossary

Appraisal/ Performance appraisal

“Performance appraisal” needs to be understood in the management context. Usually, the management system of an organisation will include the assessment of individual employees’ job performance. This practice helps to monitor the departmental and overall organisational performance by aggregating the individual performance at different management levels within the organisation. The personal appraisal interview between the individual employee and his/her line manager is the most common way for appraisal to be carried out. During the interview, in addition to an appraisal of performance, other aspects of the individual’s employment can be assessed including level of job knowledge and competences from which training needs can be identified. In a TQM approach, the PDCA, based on continuous improvement, is used at the individual level: PLAN the job for the coming year, realise the job (DO), CHECK your realisation during the performance appraisal interview and adapt (ACT) if necessary for the next year: the objectives, the means and the competences.

There are several ways to increase the objectivity of performance appraisal:

- The upward appraisal where managers are evaluated by employees directly reporting to them.
- The 360 degrees appraisal where managers are evaluated from different points of views: general managers, peers, collaborators and customers.



Action Plan

A document which is a plan of tasks, allocation of responsibilities, goals for the implementation of the project (e.g. targets/deadlines) and resources needed (e.g. hours, money).

Audit

Auditing is an independent appraisal function to examine and evaluate the activities of an organisation and its results. The most common audits are: financial audit, operational audit, ICT audit, compliance audit and management audit. Three levels of auditing control activity can be distinguished:

- Internal control carried out by management.
- Internal auditing by an independent unit of the organisation. In addition to compliance/regulation activities it may also have a role in controlling the effectiveness of the organisations internal management.
- External auditing done by an independent body from outside the organisation.

Balanced Scorecard

Balanced Scorecard is a technique to assess, by the use of indicators, an organisation from several strategic points of view. The model stresses the importance of establishing a balance between its so-called four dimensions: short- and long-term goals, stability and change, as well as internal processes and relations to external stakeholders.

It consists of three elements:

- A strategy map which illustrates and combines the strategies of the organisation and defines the strategic core areas
- Strategic indicators that illustrates the progress made regarding these core areas

- Strategic enablers that are prioritised in order to reach the desired results

The Balanced Scorecard is increasingly used in the public sector in Europe.

It should be noted that the Balanced Scorecard can be used within CAF assessment.

Benchmark

A measured achievement at a high level (sometimes referred to as " best-in-class " see Benchmarking below); a reference or measurement standard for comparison; or a performance level which is recognised as the standard of excellence for a specific process.

Benchmarking

There are numerous definitions of benchmarking but the key words associated with benchmarking are 'to make comparison with others '

Benchmarking is simply about making comparisons with other organisations and then learning the lessons that those comparisons reveal ". (Source : European Benchmarking Code of Conduct)

In practice, benchmarking usually encompasses:

- regularly comparing aspects of performance (functions or processes) with those organisations which are considered to be good practitioners; sometimes reference is made to best in class but as no one can ever be certain as to who is best the term good is preferred.
- identifying gaps in performance;
- seeking fresh approaches to bring about improvements in performance;

- following through with implementing improvements; and
- following up by monitoring progress and reviewing the benefits.

Benchmarking in European Public Administrations usually focuses on the learning aspects and is now more commonly referred to as '**Benchlearning**' as learning how to improve through sharing knowledge, information, and sometimes resources, is recognised to be an effective way of introducing organisational change. It reduces risks, is efficient and saves time.

Strategic benchmarking

Strategic Benchmarking is used where organisations seek to improve their overall performance by examining the long-term strategies and general approaches that have enabled high-performers to succeed. It involves comparisons of high-level aspects, such as core competencies; the development of new products and services; a change in the balance of activities or an improvement in capabilities for dealing with changes in the background environment.

Best/ Good practice

Superior performances, methods or approaches that lead to exceptional achievement. Best practice is a relative term and sometimes indicates innovative or interesting business practices, which have been identified through benchmarking. As with Benchmark it is preferable to talk about "good practice" since one cannot be sure that there is not a better one.

Bottom-up

Direction of the flow of, for example, information or decisions from lower levels of an organisation to higher levels. The opposite is top-down.

Brainstorming

Used as a team working tool to generate ideas without constraints in a short period of time. The most important rule is to avoid any kind of criticism during the ideas production phase.

Business Process Re-engineering (BPR)

We can always make further improvements to an existing process by means of minor adaptation (Kaizen approach). In some cases, this approach is no longer suitable for accomplishing the required goals and it may be necessary to redesign the whole process. We call this approach BPR (Business process Re-engineering) or simply re-engineering. The idea of BPR is to completely redesign the process, which creates opportunities for making a big leap forward or for accomplishing an important breakthrough. Once this new process has been implemented, you may then return to the process of searching for ways to make gradual continual improvements to optimise the process.

Change management

Change management involves both generating the needed changes in an organisation, usually preceded by Modernisation and Reform agendas, and mastering the dynamics of change by organising, implementing and supporting the change.

Code of conduct

May be expressed or implied, Rules and Guidelines, for standards of behaviour for individuals, professional groups, teams or organisations. Codes of conduct may also apply to specific activities, such as auditing or benchmarking and often refer to ethical standards.

Competence

Competences include the knowledge, skills and attitudes of an individual used in practice in a job situation. When an individual is able to carry out a task successfully he/she is regarded as having reached a level of competence.

Conflict of interest

A "conflict of interest" in the public sector refers to a conflict between the public duty and the private interest of a public official, in which a public official's private-capacity interest could improperly influence the performance of his/her official duties. Even if there is no evidence of improper actions, a conflict of interest can create an appearance of impropriety that can undermine confidence in the ability of that person to act properly.

Consensus

As the word implies this is about reaching agreement and usually follows an initial self-assessment when individual assessors get together to compare and discuss their individual assessments and individual scores. The process usually ends with individual assessors reaching agreement with a combined overall score and assessment for the organisation.

Consensus or Self-assessment report

A report describing the results of self-assessment. This report must include strengths and areas of improvement for the organisation. It may also contain (optional) proposals for improvement in some key projects.

Continuous improvement process

The ongoing improvement of business processes in terms of quality, economy or cycle time. The involvement of all stakeholders of an organisation is normally a pre-requisite in this process.

Corporate social responsibility

Corporate Social Responsibility is a commitment by private and public sector organisations to contribute to sustainable development working with employees, their families, local communities, and society at large to improve the quality of life. The aim is to bring benefits both for organisations and wider society.

Cost effectiveness

The relationship between the effects that are implied by the goals of the organisation and the costs – possibly including the full social cost – of achieving them. See also effectiveness.

Critical success factor

The prior conditions that must be fulfilled in order that an intended strategic goal can be achieved. It highlights those key activities or results where satisfactory performance is essential in order for an organisation to succeed.

Citizen/ Customer

The term citizen/customer is used to emphasise the dual relationship between the public administration on the one hand, the users of public services and, on the other hand, all the members of the public, who as citizens and taxpayers have a stake in the services and their outputs.

Diversity

Diversity relates to **differences**. It may refer to values, attitudes, culture, philosophy or religious convictions, knowledge, skills, experience and lifestyle between groups, or individuals within a group. It may also be on the basis of gender, national or ethnic origin, disability or age.

In public administration a diverse organisation would be considered to be one which reflects the society it serves.

Economy

Economy and economising refer to prudent financial management including reducing costs through more efficient purchasing processes and saving money without affecting the quality of outputs or objectives.

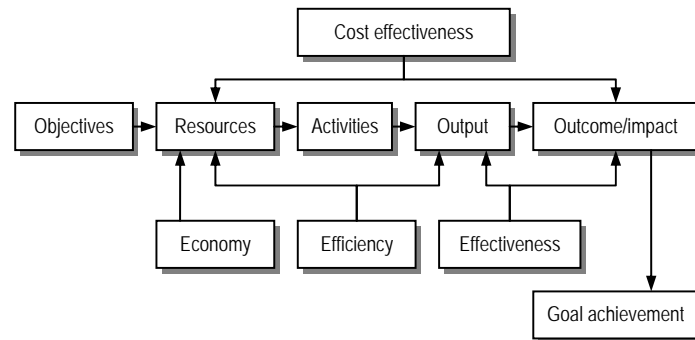
Effectiveness

Effectiveness is the relation between the set goal and the impact, effect or outcome achieved.

Efficiency

Outputs in relation to inputs or costs. Efficiency and Productivity may be regarded as one and the same. Productivity may be measured in ways that capture either the input of all factors of production (total factor productivity) or a specific factor (labour productivity or capital productivity).

Efficiency – Effectiveness- Economy



eGovernment

The use of Information and Communication Technology (ICT) in public administrations. Combined with organisational change and new skills it helps to improve public services and democratic processes and also strengthen support to public policies. eGovernment is regarded as an enabler to realise a better and more efficient administration. It can improve the development and implementation of public policies and help the public sector to cope with the potentially conflicting demands of delivering more and better services with fewer resources.

Empowerment

A process by which more authority is given to an individual or a group of people in the decision making process, It may apply to citizens or employees by involving the person/ group and by granting them a degree of autonomy in their actions/decisions..

Ethics

Ethics in Public Service may be defined as those common values and norms to which public servants subscribe in carrying out their duties. The moral nature of these values/norms, which may be stated or implicit, refer to what is considered to be right, wrong, good or bad behaviour. Whereas values serve as moral principles, norms may also state what is legally and morally correct in a given situation.

Evaluation

Examining whether actions undertaken have given desired effects and whether other actions could have achieved a better result at a lower cost.

Evidence

Information that supports a statement or fact. Evidence is considered to be essential in forming a firm conclusion or a judgement.

Excellence

Outstanding practice in managing an organisation and achieving results which are based on a set of Fundamental Concepts from Total Quality Management as formulated by EFQM. These include: results orientation, customer focus, leadership and constancy of purpose management by processes and facts, involvement of people, continuous improvement, and innovation, mutually beneficial partnerships, corporate social responsibility.

Follow-up

Subsequent to a self-assessment process and changes to an organisation, a follow-up aims at measuring goal achievement against stated objectives. The analysis may result in the launching of new initiatives and adjusting strategy and planning in accordance with the new circumstances.

Governance

The main elements of good public governance are determined by the appointed framework of authority and control. It will set out: the reporting obligation on the goals achievement, transparency of actions and decision making process to the stakeholders, efficiency and effectiveness, responsiveness to the needs of society, anticipation of the problems and trends and respect of the law and rules.

Human resources management

Managing, developing and utilising the knowledge, skills and full potential of the employees of an organisation in order to support policy and business planning and the effective operation of its processes.

Indicators

Measures that are indicative i.e. showing the outcome of an action.

Performance Indicators

These are the numerous operational measures used in Public Administration to help us

- Monitor
- Understand
- Predict and
- Improve

how we function and perform.

There are several terms used to measure organisational performance; outcomes, measures, indicators, parameters. However measurement terminology is less important and we should use terms with which we are comfortable and familiar. If we follow Pareto's principle we realise that around 20% of what we do will deliver 80% of our outcomes. It is important therefore that we at least measure the performance of those processes that are essential to the delivery of our desired results.

Key performance Indicators

Those measures that are most critical, and measure the performance of those key processes, essentially contained in CAF criteria 4 and 5, which are most likely, to influence the effectiveness and efficiency of our key performance outcomes.

A good example of customer satisfaction may be measurements in customer/citizen results of the performance of the processes we have put in place for delivering customer/citizen products and services.

Innovation

Innovation is the process of translating good ideas into new services, processes, tools, systems and human interaction. An organisation may be described as innovative when an existing task is performed in a way new to the workplace, or when the organisation offers customers a new service in a different way such as self-service via the internet.

Input

Any kind of information, knowledge, material and other resources used for production.

ISO

ISO (International Organization for Standardization) is a global network that identifies what International Standards are required by business, government and society, develops them in partnership with the sectors that will put them to use, adopts them by transparent procedures based on national input and delivers them to be implemented worldwide.

ISO Standards specify the requirements for state-of-the-art products, services, processes, materials and systems, and for good conformity assessment, managerial and organisational practice.

Key performance results

The results the organisation is achieving with regard to its strategy and planning related to the needs and demands of the different stakeholders (external results); and the results of the organisation in relation to its management and improvement (internal results).

Knowledge management

Knowledge Management is the explicit and systematic management of vital knowledge - and its associated processes of creation, organization, diffusion, use and exploitation.

It is important to note that knowledge encompasses both tacit knowledge (that contained in people's minds) and explicit knowledge (codified and expressed as information in databases, documents etc.). A good knowledge programme will address the processes of knowledge development and transfer for both these basic forms. The most vital knowledge in most organizations is often related to: Customer Knowledge, Knowledge in Processes, Knowledge in Products and Services, customised to users' needs, Knowledge in People, Organizational Memory, drawing on lessons from the past or elsewhere in the organization, Knowledge in Relationships, Knowledge Assets, measuring and managing intellectual capital. A wide variety of practices and processes are used in knowledge management. Some of the more common ones are: Creating and Discovering, Sharing and Learning (communities of practices), Organizing and Managing.

Leaders

Traditionally we associate the term Leader with Ministers, Senior Civil Servants, Team Leaders, Project Managers and Line Managers. It is important to recognise that all employees have leadership qualities and the potential in their jobs to innovate and lead change.

Leadership

The way in which leaders develop and facilitate the achievement of the mission and vision of the organisation. It reflects how they develop values required for long-term success and implement them via appropriate actions and behaviours. It indicates how leaders are personally involved in ensuring that the management system is developed, implemented and reviewed and that organisations permanently focus on change and innovation.

Learning

The acquiring and understanding of knowledge and information that may lead to improvement or change. Examples of organisational learning activities include benchmarking/benchlearning, internally and externally led assessments and/or audits, and best practice studies. Examples of individual learning include training and developing skills.

Learning environment

An environment within a working community where learning takes place in the form of skill acquisition, knowledge sharing, the exchange of experience, and dialogue on best practice.

Learning organisation

An organisation where people continually expand their capacity to achieve the results they desire, where new and expansive patterns of thinking are fostered, where collective aspiration is set free, and where people are continually learning within the context of the whole organisation.

Mission

A description of what an organisation should achieve for its stakeholders. The mission of a public sector organisation results from a public policy and/or statutory mandates.

It is the organisation's "raison d'être".

The final goals an organisation sets out to achieve in the context of its mission are formulated in its vision.

Network

An informal organisation connecting people or organisations that may or may not have a formal line of command. Members of the network often share values and interests.

Objectives (goals/ aims/ targets)

A formulation of a desired situation describing the desired results or effects as defined in the mission of the organisation.

Strategic objectives

Global objectives for the mid-and long-term indicate the overall direction to which the organisation wants to go. It describes the final results or effects (outcomes) it wants to pursue.

Operational objectives

They are a concrete formulation of the strategic objectives, e.g. at unit level. An operational objective can be immediately transformed into a set of activities and tasks.

Organisational culture

The total range of behaviours, ethics, and values which are transmitted, practised and reinforced by members of organisations; influenced by national, socio-political and legal traditions and systems.

Organisational structure

The way an organisation is structured, i.e. the division of work areas or functions, formal chains of communication between management and employees, and the way tasks and responsibilities are divided throughout the organisation.

Output

The immediate result of production, which may be either goods or services. There is a distinction between intermediate and final outputs, the former being products delivered from one department to another within an organisation, the latter outputs delivered to someone outside the organisation.

Outcome

The overall effect that outputs have on external stakeholders or wider society.

Example of Output and Outcome: Stronger conditions for possessing firearms lead to fewer permits. The intermediate output is that there are fewer permits issued. The final output is that there are less firearms circulating in society. These outputs lead to the outcome that a higher level of safety or feeling of security is achieved.

Partnership

Collaboration with other parties on a commercial or a non-commercial basis to reach a common goal, thus creating added value for the organisation and its customers/stakeholders.

PDCA cycle

A cycle of four stages one has to go through to realise continuous improvement, as described by Deming:

- Plan (project phase)
- Do (execution phase)
- Check (control phase)
- Act (action-, adaptation- and correction phase)

It emphasises that improvement programs must start with careful planning, must result in effective action, be checked and eventually adapted, and must move on again to careful planning in a continuing cycle.

People

All individuals employed by the organisation including full time, part time, and temporary employees.

Perception measurement

Measurement of subjective impressions and opinions of an individual or a group of people, e.g. the customer's perception of the quality of a product or service.

Performance

A measure of attainment achieved by an individual, team, organisation or process.

Public policy

A purposeful course of action followed by governmental bodies and officials in dealing with a problem or a matter of public interest. This includes government action, inaction, decisions and non-decisions and it implies choices between competitive alternatives.

Procedure

A description of how activities should take place, in a detailed and defined way.

Process

A process is defined as a set of activities, which transforms a set of inputs into outputs, thereby adding value. The nature of processes in public service organisations may vary greatly, from relatively abstract activities such as support for policy development or regulation of economic activities, to very concrete activities of service provision. One can distinguish between:

- Core processes are critical to the delivery of products and services
- Support processes deliver the necessary resources
- Management processes steer the organisation and support processes
- Key processes are those of the above processes that are of utmost importance for the organisation.

Process diagram

A graphical representation of the series of actions taking place within a process

Process map

A graphical representation of the series of actions taking place between processes.

Process owner

The person responsible for designing, improving and performing processes, their coordination and integration inside the organisation. Her/his responsibilities include the following:

- Understand the process: How is it carried out in practice?
- Target the process: How does it fit into the broader vision? Who are the internal and external stakeholders and are their expectations met? How does the process relate to other processes?
- Communicate the process to the internal and external stakeholders
- Monitor and measure the process: To what extent is the process efficient and effective?
- Benchmark the process: How do other organizations perform and what can we learn from them?
- Envision the process: What is the long-term vision for the process and what do we have to do to reach it?
- Report the process: What exactly can be improved? Where are the weaknesses and how can they be targeted?

By employing these steps the process owner has the chance to improve the process continually.

Public service organisation/Public administration

A public service organisation is any institution, service organisation or system, which is under the policy direction of and controlled by an elected government (national, federal, regional or local). It includes organisations that deal with development of policy and enforcement of law, i.e. matters that could not be regarded strictly as services.

Quality

Delivering quality in the public sector is concerned with maximising the value of products and services for all stakeholders within a political and financial framework. TQM focuses on procedures and processes that are deemed instrumental in promoting quality.

Quality control

Systematic control of the organisation's ability to create professional quality in the services it offers and delivers. It is systematic in that the results emerge from a planned, deliberate effort. Some organisations choose a system for quality control based on a quality manual or process manuals. Quality control systems usually contain a select collection of guidelines for implementing quality controls in practice, and how quality is measured and improved.

Quality management

A method for ensuring that all the activities necessary to design, develop and implement a product or service are effective and efficient with respect to the system and its performance.

Quality management system

A system that outlines the policies and procedures necessary to improve, control and integrate the processes eventually leading to a better performance.

Resources

Resources include the knowledge, labour, capital, buildings or technology an organisation uses to perform its tasks.

Role model

Persons or organisations who serve as a model in a particular behavioural or social role for other persons to imitate or learn from.

SMART objectives

Objectives state what an organisation has set out to achieve. It is recommended that objectives should be SMART:

- **Specific** - precise about what you are going to achieve
- **Measurable** - with quantified objectives
- **Achievable**
- **Realistic** – Are the necessary resources available?
- **Timed** – within manageable timing

Stakeholders

Stakeholders are all those who have an interest, whether financial or not, in the activities of the organisation, for example, political decision-makers, citizens/customers, employees, society, inspection agencies, media, partners, etc. Government organisations are also stakeholders.

Strategy

A long-term plan of prioritised actions designed to achieve a major or overall goal or to fulfil a mission.

Survey

To collect data on opinions, attitudes or knowledge from individuals and groups. Frequently only a cross-section of the whole population is asked to participate.

SWOT Analysis

Analysis of the Strengths, Weaknesses, Opportunities (potential advantages) and Threats (potential difficulties) of and to an organisation.

Term

Period of time in which results should be achieved

- Short term
Refers usually to less than one year
- Medium term
Refers usually to periods of one to five years ahead
- Long term
Refers usually to periods of more than five years

Top-down

Flow of information and decisions from upper levels to lower levels within an organisation. The opposite is bottom-up.

TQM (Total Quality Management)

A customer focused management philosophy that seeks to continuously improve business processes using analytical tools and teamwork involving all employees. There are several TQM models, the EFQM, the CAF, the Malcolm Baldrige (USA), ISO 9004 being the most commonly used.

Transparency

Transparency implies openness, communication, and accountability. It is a metaphorical extension of the meaning used in the physical sciences: a "transparent" object is one that can be seen through. Transparent procedures include open meetings, financial disclosure statements, the freedom of information legislation, budgetary review, audits, etc.

Value

Value refers to monetary, welfare, cultural and moral values. Moral values are considered to be more or less universal, whereas cultural values may shift between organisations as well as between countries. Cultural values within an organisation should be transmitted and practised and also be related to the mission of the organisation. They may be quite different between non-profit organisations and private businesses.

Vision

The achievable dream or aspiration of what an organisation wants to do and where it would like to be. The context of this dream and aspiration is determined by the mission of the organisation.